

A Glance at

Kerman

Agriculture





Kerman Chamber Of Commerce, Industries, Mines and Agriculture

A Glance at Kerman Agriculture

Prepared by: Masoumeh Saeid -Market and Business Environment Promotion Department

Collated by: Shima Malekpour zadeh, Mahshid Izadi

Translated by: Mehdi Badiie

Published by: Public Relations & Publications Department of Kerman Chamber of Commerce

Published Date: october 2019

Email: pr@otagh-bazargani.com

Telephone: +98-343-2458398 , +98-343-2471841 , +98-343-2471765

**Introduction:**

Kerman province is known as one of the best regions of Iran from ancient times. The province is located between the intersections of Zagros range of Mountains and Central Mountains with the length of almost 160 km. These two ranges criss-cross the province with snowcapped peaks of more than 4000 meters and the province is literally a plateau with an average altitude of around 1500 meters, but in the southern regions of the province there are semi-tropical fertile depressions of Jiroft, Rudbar and Orzoo and yet another depression in the East at Shahdad bordering on the great Lut Desert. These natural features give rise to extraordinary climatological diversity and hence to varied natural landscapes and agricultural and horticultural activities. This exceptional intersection between high-low altitude, mountains-deserts and tropical-cold areas has created a unique natural environment which can rarely be seen in Iran plateau. These mountains have divided Kerman province into two distinct climatological regions; arid and temperate. These two regions have formed three sub regions; which are I) desert, II) hot-cold and III) mountainous sub regions.

Almost 70 kinds of agricultural products in an area of 275,585 hectares with the yield of 4 million tons and 54 types of horticultural production in an area of 398,197 hectares with the production of 1,7 million tons are being cultivated due to diversity of climates in Kerman province. More than %15 of orchards in the country are situated in this province and from this point of view the province ranks as number one. We do not know anywhere on earth that within a mere distance of 30 kilometers you could start with semi-tropical vegetation like fruit bearing date palms, papaya, mango and other evergreen trees and as you proceed and ascend the mild slope of the valley, passing citrus plantations, going through deciduous fruit tree orchards like apples, pears and cherries and eventually reaching vast expanses of Persian walnut groves which grow and yield fruit in relatively cold climates. Annual precipitation in the province is around 110 mm.



Economic contribution to Agriculture, natural resources and food industries in Kerman province:

Of all Kerman province industries, the largest employer segment is made up of agriculture, natural resources, and food manufacturing, distribution and services.

The province revenue in agriculture sector was over 81555 billion Rials in 2018

Employment contribution to agriculture sector was over 300000 people in 2018

Total under cultivated area in the province: 675000 ha.

Share of agriculture in employment of the province:

35.8 % of employment in agriculture sector

64.2 % of employment in other sectors

Advantages:

- Climatic condition which diversified agricultural products of the province
- Off season agricultural products
- Share of agriculture sector in the added value of province: 22.9 %

Climatic diversity of Kerman province enabled the province to produce several horticultural, cultivated and organic products. Staggering point about Agriculture of Kerman province which made it exclusive is within mere distance of 30 kilometers you can start with semi- tropical vegetation like fruit bearing date palms, papaya, mango and other evergreen trees and as you proceed and ascend the mild slope of the valley, passing citrus plantations, going through deciduous tree orchards like apples, pears and cherries and eventually reaching vast expanses of Persian Walnut groves which grow and yield fruit in relatively cold climates.

Kerman is a lofty plateau with a dry climate making it ideal to produce such items as the best quality rose water in the region of Lalezar in Kerman province.

*** The top producer of pistachios in Iran with production capacity of 22000 tons**

***The top producer of dates in Iran with production capacity of 380000 tons**



- * The top producer of seasonal and off seasonal indoor growing products under cultivation area of 2353 ha. and production capacity of 420000 tons
- * Damask rose
- * Contribution to production of nearly 6450 tons of rose flowers under an approx 4072 ha.
- * Habitat of more than 300 types of medicinal herbs under cultivation area of 7200 ha. and contribution to production of 41500 tons.

Agricultural industries and natural resources of the province are inevitably vital to preserve water resources, climate, wild life and ecology of the province.

Province Agriculture production value: 150 Billion Rials

number	city	Cultivation area (hectare)	Orchard area (hectare)	number	city	Cultivation area (hectare)	Orchard area (hectare)
1	Orzooiyeh	32429	3027	15	Anbarabad	24159	17568
2	Anar	37	17969	16	Faryab	6691	1212
3	Baft	18161	7668	17	Fahraj	4035	8021
4	Bardsir	25771	7486	18	Ghaleganj	43996	4021
5	Bam	4239	6768	19	Kerman	13970	44973
6	Jiroft	35423	31542	20	Kouhbanan	17797	2467
7	Rabor	11774	7875	21	Kahnooj	710	588
8	Ravar	799	4964	22	Manoojan	8220	4358
9	Rafsanjan	132	61310	23	Narmashir	1154	5900
10	Roudbar	132247	5296				
11	Rigan	6467	8913				
12	Zarand	2387	16526				
13	sirjan	17603	55267				
14	Sharbabak	3834	21750				

Reference: Iran statistics center- statistics yearly book

Cultivation of the Province



**Cultivation of the province:**

Total contribution to cultivated area of the province: 275585 ha. 2.45 % of the whole country

Total contribution to cultivated product of the province: 4187377 tons, 5.01 % of the whole country

Total Cultivation yield of the Province: 27738 kg / ha

Wheat

Total contribution to wheat cultivated area of the province: 81200 ha.

Total contribution to wheat production of the province: 329069 tons

The yield contribution of wheat in the province: 8118 kg / ha

**Barley**

Total contribution to barley cultivated area of the province: 26103 ha.

Total contribution to of barley production of the province: 77960 tons

The yield contribution of barley in the province: 5304 kg / ha

Corn

Total contribution to corn cultivated area of the province: 25506 ha.

Total contribution to corn production of the province: 188987 tons

The yield contribution of corn in the province: 14828 kg / ha

**Cereal**

Total contribution to cereal cultivated area of the province: 132809 ha.

Total contribution to cereal production of the province: 596015 tons

The yield contribution of cereal in the province: 9007 kg / ha



Legumes

Total contribution to legumes cultivated area of the province: 4598 ha.

Total contribution to legumes production of the province: 6434 tons

The yield contribution of legumes in the province: 2923 kg / ha

Chickpea

Total contribution to chickpea cultivated area of the province:

853 ha.

Total contribution to chickpea production of the province:

1241 tons

The yield contribution of cereal in the province: 2718 kg / ha



Bean



Total contribution to bean cultivated area of the province: 1980 ha.

Total contribution to bean production of the province: 2605 tons

The yield contribution of bean in the province: 3135 kg / ha

Lentil

Total contribution to lentil cultivated area of the province: 580 ha.

Total contribution to lentil production of the province: 589 tons

The yield contribution of lentil in the province: 2026 kg / ha



Other legumes

Total contribution to other legumes cultivated area of the province: 1185 ha.

Total contribution to other legumes production of the province: 1999 tons

The yield contribution of other legumes in the province: 4251 kg / ha



Industrial Products

Total contribution to Industrial Products cultivated area of the province: 10937 ha.

Total contribution to Industrial Products production of the province: 14994 tons

The yield contribution of Industrial Products in the province: 2796 kg / ha

Cotton

Total contribution to cotton cultivated area of the province: 1100 ha.

Total contribution to cotton production of the province: 2475 tons

The yield contribution of cotton in the province: 2250 kg / ha



Sesame

Total contribution to sesame cultivated area of the province: 8450 ha.

Total contribution to sesame production of the province: 11566 tons

The yield contribution of sesame in the province: 2380 kg / ha

Safflower

Total contribution to safflower cultivated area of the province: 200 ha.

Total contribution to safflower production of the province: 200 tons

The yield contribution of safflower in the province: 1000 kg / ha



Sunflower

Total contribution to sunflower cultivated area of the province:
7 ha.

Total contribution to sunflower production of the province:
8 tons

The yield contribution of sunflower in the province: 1143 kg / ha





Rapeseed

Total contribution to rapeseed cultivated area of the province:
1180 ha.

Total contribution to rapeseed production of the province: 745 tons

The yield contribution of rapeseed in the province: 1135 kg / ha



Vegetables



Total contribution to vegetables cultivated area of the province: 42321 ha.

Total contribution to vegetables production of the province: 1377319 tons

The yield contribution of vegetables in the province: 58993 kg / ha

Potato

Total contribution to potato cultivated area of the province: 12834 ha.

Total contribution to potato production of the province: 403761 tons

The yield contribution of potato in the province: 61504 kg / ha



Onion



Total contribution to onion cultivated area of the province: 7736 ha.

Total contribution to onion production of the province: 414598 tons


The yield contribution of onion in the province: 84971 kg / ha

Tomatoes

Total contribution to tomato cultivated area of the province: 17893 ha.

Total contribution to tomato production of the province: 483841 tons

The yield contribution of tomato in the province: 43793 kg / ha





Other vegetables

Total contribution to other vegetables cultivated area of the province: 3858 ha.

Total contribution to other vegetables production of the province: 75119 tons

The yield contribution of other vegetables in the province: 37198 kg / ha



Medicinal Herbs

Total contribution to medicinal herbs cultivated area of the province (fertilized + unfertilized): 6638.5 ha.

Total contribution to medicinal herbs production of the province: 39363 tons

The yield contribution of medicinal herbs in the province: 42700 kg / ha

Saffron

Total contribution to saffron cultivated area of the province (fertilized + unfertilized): 832 ha.

Total contribution to saffron production of the province: 3.6 tons

The yield contribution of saffron in the province: 7.4 kg / ha





Kitchen garden products

Total contribution to kitchen garden products cultivated area of the province: 40575 ha.

Total contribution to kitchen garden production of the province: 1177240 tons

The yield contribution of kitchen garden in the province: 56847 kg / ha

40575 ha.

Total contribution to kitchen garden production of the province: 1177240 tons

The yield contribution of kitchen garden in the province: 56847 kg / ha

Melon

Total contribution to melon cultivated area of the province: 230 ha.

Total contribution to melon production of the province: 5022 tons

The yield contribution of melon in the province: 42480 kg / ha



Watermelon

Total contribution to watermelon cultivated area of the province:
21813 ha.

Total contribution to watermelon production of the province:
672498 tons

The yield contribution of watermelon in the province: 60160 kg / ha





Cucumber

Total contribution to cucumber cultivated area of the province: 1756 ha.

Total contribution to cucumber production of the province: 473323 tons

The yield contribution of cucumber in the province: 50983 kg / ha



Other kitchen garden products

Total contribution to other kitchen garden products cultivated area of the province: 1375 ha.

Total contribution to other kitchen garden products production of the province: 26398 tons

The yield contribution of other kitchen garden products in the province: 35339 kg / ha

Silage

Total contribution to silage cultivated area of the province: 56699 ha.

Total contribution to silage production of the province: 980398 tons

The yield contribution of silage in the province: 35274 kg / ha

**Alfalfa**

Total contribution to Alfalfa cultivated area of the province: 46003 ha.

Total contribution to Alfalfa production of the province: 563158 tons

The yield contribution of Alfalfa in the province: 25262 kg / ha

**Clover**

Total contribution to clover cultivated area of the province: 81 ha.

Total contribution to clover production of the province: 415 tons

The yield contribution of clover in the province: 5124 kg / ha

Sorghum

Total contribution to sorghum cultivated area of the province: 6141 ha.

Total contribution to sorghum production of the province: 258363 tons

The yield contribution of sorghum in the province: 81727 kg / ha





Other Silage

Total contribution to other silage cultivated area of the province: 4474 ha.

Total contribution to other silage production of the province: 158462 tons

The yield contribution of other silage in the province: 72260 kg / ha



Other Crops

Total contribution to other crops cultivated area of the province: 679 ha.

Total contribution to other crops production of the province: 2212 tons

The yield contribution of other crops in the province: 6002 kg / ha

Horticulture of the Province





Horticulture of the Province

Total contribution area of fertilized and unfertilized orchards of the province: 398197 ha. 14.7 % of the whole country

Total contribution to fertilized and unfertilized orchards product of the province: 1741164 tons, 8 % of the whole country

Apple

Total contribution to apple cultivated area of the province (fertilized + unfertilized): 3586 ha.

Total contribution to apple production of the province: 33180 tons

The yield contribution of apple in the province: 22757 kg / ha



Pear

Total contribution to pear cultivated area of the province (fertilized + unfertilized): 758 ha.

Total contribution to pear production of the province: 3943 tons

The yield contribution of pear in the province: 11932 kg / ha

Quince

Total contribution to quince cultivated area of the province (fertilized + unfertilized): 1250 ha.

Total contribution to quince production of the province: 6000 tons

The yield contribution of quince in the province: 16846 kg / ha





Sour Cherry

Total contribution to sour cherry cultivated area of the province (fertilized + unfertilized): 789 ha.

Total contribution to sour cherry production of the province: 2960 tons

The yield contribution of sour cherry in the province: 8919 kg / ha



Cherry

Total contribution to cherry cultivated area of the province (fertilized + unfertilized): 1578 ha.

Total contribution to cherry production of the province: 7100 tons

The yield contribution of cherry in the province: 9623 kg / ha



Green Tomato

Total contribution to green tomato cultivated area of the province (fertilized + unfertilized): 255 ha.

Total contribution to green tomato production of the province: 1180 tons

The yield contribution of green tomato in the province: 9744 kg / ha



**Plum**

Total contribution to plum cultivated area of the province (fertilized + unfertilized): 402 ha.

Total contribution to plum production of the province: 1818 tons

The yield contribution of plum in the province:

9696 kg / ha

**Peach**

Total contribution to peach cultivated area of the province (fertilized + unfertilized): 1490 ha.

Total contribution to peach production of the province: 13030 tons

The yield contribution of peach in the province:

28408 kg / ha

Apricot

Total contribution to apricot cultivated area of the province (fertilized + unfertilized): 4447 ha.

Total contribution to apricot production of the province:

22365 tons

The yield contribution of apricot in the province:

10787 kg / ha



**Nectarine**

Total contribution to nectarine cultivated area of the province (fertilized + unfertilized): 355 ha.

Total contribution to nectarine production of the province: 2840 tons

The yield contribution of nectarine in the province:

16656 kg / ha

**Mirabelle Plum**

Total contribution to Mirabelle Plum cultivated area of the province (fertilized + unfertilized): 47 ha.

Total contribution to Mirabelle Plum production of the province: 185 tons

The yield contribution of Mirabelle Plum in the province:

4868 kg / ha

**Grape**

Total contribution to grape cultivated area of the province (fertilized + unfertilized): 2998 ha.

Total contribution to grape production of the province: 13740 tons

The yield contribution of grape in the province:

12512 kg / ha





Pistachio

Total contribution to pistachio cultivated area of the province (fertilized + unfertilized): 212000 ha.



Total contribution to pistachio production of the province: 22000 tons

The yield contribution of pistachio in the province: 1332 kg / ha



Almond

Total contribution to almond cultivated area of the province (fertilized + unfertilized): 15101 ha.

Total contribution to almond production of the province: 8950 tons

The yield contribution of almond in the province: 229 kg / ha

Walnut

Total contribution of walnut cultivated area of the province (fertilized + unfertilized): 20420 ha.

Total contribution of walnut production of the province: 15880 tons

The yield contribution of walnut in the province: 1813 kg / ha



Date

Total contribution to date cultivated area of the province (fertilized + unfertilized): 58521 ha.

Total contribution to date production of the province:
380000 tons

The yield contribution of date in the province: 12550 kg / ha



Orange

Total contribution to orange cultivated area of the province (fertilized + unfertilized): 31610 ha.

Total contribution to orange production of the province: 415953 tons

The yield contribution of orange in the province: 27285 kg / ha



Tangerine

Total contribution to tangerine cultivated area of the province (fertilized + unfertilized): 1853 ha.

Total contribution to tangerine production of the province: 18013 tons

The yield contribution of tangerine in the province: 23688 kg / ha

Lime

Total contribution to lime cultivated area of the province (fertilized + unfertilized): 4336 ha.

Total contribution to lime production of the province: 50046 tons

The yield contribution of lime in the province: 20217 kg / ha



Lemon

Total contribution to lemon cultivated area of the province (fertilized + unfertilized): 574 ha.

Total contribution to lemon production of the province: 7792 tons

The yield contribution of lemon in the province: 26409 kg / ha



Pomegranate

Total contribution to pomegranate cultivated area of the province (fertilized + unfertilized): 3471 ha.

Total contribution to pomegranate production of the province: 32693 tons

The yield contribution of pomegranate in the province: 22478 kg / ha



Fig

Total contribution to fig cultivated area of the province (fertilized + unfertilized): 1254 ha.

Total contribution to fig production of the province: 3047 tons

The yield contribution of fig in the province: 8539 kg / ha

Olive

Total contribution to olive cultivated area of the province (fertilized + unfertilized):

3738 ha.

Total contribution to olive production of the province: 2597 tons

The yield contribution of olive in the province: 1814 kg / ha





Rose Flower

Total contribution to rose flower cultivated area of the province (fertilized + unfertilized):
4072 ha.

Total contribution to rose flower production of the province: 6450 tons

The yield contribution of rose flower in the province: 2611 kg / ha



Indoor growing Products of the Province





Indoor growing Products of the Province

Total contribution to indoor growing products cultivated area of the province (fertilized + unfertilized): 2353 ha. , 20.6 % of the whole country

Total contribution to indoor growing products of the province: 420000 tons. , 18.1 % of the whole country

Indoor growing cucumber

Total contribution to indoor growing cucumber cultivated area of the province (fertilized + unfertilized): 1343 tons

Total contribution to indoor growing cucumber production of the province:
290811 kg / ha

The yield contribution of indoor growing cucumber in the province: 389919 kg / ha

Indoor growing tomato

Total contribution to indoor growing tomato cultivated area of the province (fertilized + unfertilized): 35.3 tons

Total contribution to indoor growing tomato production of the province: 5890 kg / ha.

The yield contribution of indoor growing tomato in the province: 381195 kg / ha





Indoor growing Pepper

Total contribution to indoor growing pepper cultivated area of the province (fertilized + unfertilized): 36,2 tons

Total contribution to indoor growing pepper production of the province:
3650 kg / ha

The yield contribution of indoor growing pepper in the province: 230435 kg / ha



Indoor growing Eggplant

Total contribution to indoor growing eggplant cultivated area of the province (fertilized + unfertilized): 50.2 ha.

Total contribution to indoor growing eggplant production of the province: 6030 tons

The yield contribution of indoor growing eggplant in the province:
270000 kg / ha



Indoor growing Strawberry

Total contribution to indoor growing strawberry cultivated area of the province (fertilized + unfertilized): 123.4 ha.

Total contribution to indoor growing strawberry production of the province: 4475 tons

The yield contribution of indoor growing strawberry in the province:
82269 kg / ha





Flowers and Ornamental Plants

Total contribution to cultivated area of indoor growing cut flowers of the province: 7,3 ha.

Total contribution to cultivated area of indoor growing apartment plants of the province: 4.1 tons

Total contribution to open field area of the province (cut flower production, trees and shrubs, seasonal and transplanted herbs): 16.5 ha.

Contribution to production of indoor growing cut flowers: 7200000 branches

Contribution to production of indoor growing apartment plants: 800000 vases

Contribution to production of open field cut flowers: 1127000 branches

Contribution to production of open field trees and shrubs: 862264

Contribution to production of open field seasonal and transplanted herbs: 5859900 bushes



Button Mushroom

Total contribution to button mushroom cultivated area of the province: 91000 ha.

Total contribution to button mushroom production of the province: 1043 tons

The yield contribution of button mushroom in the province: 21 kg / sq



Livestock, Poultryes, Aquatic Animals, Beehives of the Province



**Livestock**

Total number of Sheep and Lambs of the province: 1971236


Total number of Goats and Kids of the province: 2285838

Total number of Cows and Calves of the province: 219134

Total number of Camels of the province: 19500

Total contribution to production of red meat in the province: 33880 tons

Total contribution to production of milk in the province: 238270 tons

**Poulties**

Total number of poultry farms of the province: 546

Total capacity of poultry production of the province: 6940

Total contribution to production of chicken poultry in the province: 44470 tons

Total number of broiler breeder farms of the province: 6

Total capacity of broiler breeder breeds of the province: 366

Total number of laying hen farms of the province: 25

Total number of laying hen in the province: 1438

Total contribution to eggs production of the province: 16077 tons

**Beehives**

Total number of beehives: 147239

Total contribution to honey production of the province: 1157 tons





Aquatic Animals

Total number of warm water fish breeding farms (carp, caviar) in the province: 341

Total contribution to area of warm water fish breeding farms (carp, caviar) in the province: 387 ha.

Total contribution to warm water fish production (carp, caviar) of the province: 1820 tons

Total number of cold water fish breeding farms in the province: 28

Total contribution to area of cold water fish breeding farms in the province: 19490 square meter

Total contribution to cold water fish production of the province: 958 tons



Jungles and pastures

Total contribution area to province jungles (including shrubs & Bushes): 672853 ha.

Total contribution area to province deserts: 7860548 ha.

Total contribution area to province pastures: 8186300 ha.

Total contribution area to province natural resources: 16719701 ha.

Total contribution area to province woods: 410723 ha.

Total contribution area to province semi-woods: 463095 ha.

Total contribution area to sparse jungles of the province: 51273241 ha.

Total contribution area to shrubberies and nurseries: 8103033 ha.



Processing and Finishing Industries





Processing and Finishing Industries

Total number of fish and shrimps processing and packaging factories in the province: 3

Total contribution to production of fish and shrimps processing and packaging factories of the province: 925 tons

Total number of aquatic tuna factories in the province: 1

Total contribution to production of aquatic tuna industries factories in the province: 250

Total number of dairy factories in the province: 9

Total contribution to production of dairy factories in the province: 170010 tons

Total number of meat and chicken packaging factories in the province: 3

Total contribution to production of meat and chicken packaging factories in the province: 4130





Total number of olives production, canning and processing factories in the province:1

Total contribution to production, canning and processing of factories in the province:
100 tons

Total number of production and processing factories of olive oil in the province: 3

Total contribution to processing and production of olive oil in the province: 260 tons

Total number of corn processing factories in the province: 23

Total contribution to production of corn processing factories in the province:
242000 tons

Total number of potatoes processing factories in the province: 1

Total contribution to production of potatoes processing factories in the province:
700 tons

Total number of seeds oil extraction and oil refinery factories in the province: 4

Total contribution to production of seeds oil extraction and oil refinery factories in the
province: 1005 tons

Total number of production and packaging of tomato paste factories in the province: 12

Total contribution to production and packaging tomato paste factories in the province:
101300 tons

Total number of production and packaging of legumes factories in the province: 9

Total contribution to production and packaging legumes factories in the province:
4000 tons



Total number of pistachios processing factories in the province: 233

Total contribution to production of pistachios factories in the province: 355000 tons

Total number of dried nuts (except pistachios) processing factories in the province: 13

Total contribution to production of dried nuts (except pistachios) factories in the province: 7600 tons

Total number of dates production and packaging factories in the province: 32

Total contribution to dates production and packaging factories in the province: 54500 tons

Total number of fruits, compotes and jams' production, packaging factories in the province: 9

Total contribution to fruits, compotes and jams' production and packaging factories in the province: 42700 tons

Total number of vegetables and mushrooms' production and packaging factories in the province: 6

Total contribution to vegetables and mushrooms' production and packaging factories in the province: 2040 tons

Total number of industrial refrigerators of the province: 93

Total contribution to capacity of industrial refrigerators of the province: 122460 tons

Total number of pickles production factories in the province: 4

Total contribution to production of pickles factories in the province: 3900 tons



Total number of herbs' essence production factories in the province: 9

Total contribution to production of herbs' essence factories in the province:
9910 tons

Total number of factories of producing aquatic animals, livestock, poultry food in the province: 15

Total contribution to production of aquatic animals, livestock, poultry food factories in the province: 332000 tons

Total number of saffron production and packaging factories in the province: 1

Total contribution to saffron production and packaging factories in the province:
5 tons

Total number of honey production and packaging factories in the province: 3

Total contribution to honey production and packaging factories in the province:
360 tons

Total number of seeds production and packaging factories in the province: 1

Total contribution to seeds production and packaging factories in the province:
2000 tons

Total number of fertilize production factories in the province: 10

Total contribution to production of fertilizer factories in the province: 26000 tons



Kerman Province Export of Agricultural Products

Iran and Kerman Export Chapters in sector _2016

Row	Commodity Description	Tariff N.	Dollar Value Kerman Province	Dollar Value Iran	Province Share Portion of Iran (%)
1	pistachio	8025	808498982	1271103752	63.61
2	Dates	8041	9786716	145101228	6.74
3	milk, dough, yoghurt, cream, honey	4	3525222	716116677	0.49
4	barberry	8109020	705582	7430819	9.50
5	grapes	8062	704259	280960832	0.25
6	almond	8021	510758	34200900	1.49
7	other oil seeds	120	416486	18988740	2.19
8	figs	8042	252845	36107914	0.70
9	Edible vegetables and certain roots and tubers	7	193229	613214319	0.03
10	asafetida(bitter and sweet)	13019	133731	6129062	2.18
11	black tea	9024	103779	18775148	0.55
12	flower and buds for bunch of flowers	6	97875	24130662	0.41
13	Essence of licorice and other plant essences	13021	87804	41004078	0.21
14	onion and Persian shallot	7031	87772	68093144	0.13
15	henna	14049	53510	17286965	0.31



Row	Commodity Description	Tariff N.	Dollar Value Kerman Province	Dollar Value Iran	Province Share Portion of Iran (%)
16	plum and other dried fruits	8134	48159	13571967	0.35
17	Semi milled Rice, Wholly milled Rice	10063	44040	528795	8.33
18	plum and fresh tomato	8094	21564	9699766	0.22
19	saffron and other spices	910	21000	279205168	0.01
20	corn	10059090	18005	18005	100.00
21	sunflower seeds	12060	13691	1810337	0.76
22	hazelnuts	8022	7440	394699	1.88
23	potatoes	7019	3830	109745754	0.00
24	walnuts	8023	2808	10620289	0.03
25	other citrus	8059	1414	79074	1.79
26	lemon and limes	8055	748	794666	0.09

* This is important to notify that a large number of province products are exported from other provinces' customs, so that they are not pointed out in the province statistics.



Iran and Kerman Export Chapters in Agricultural sector_2017

Row	Commodity Description	Tariff N.	Dollar Value Kerman Province	Dollar Value Iran	Province Share Portion of Iran (%)
1	pistachio	8025	799856002	1175044290	68.07
2	Dates	8041	9558399	250492107	3.82
3	milk, dough, yoghurt, cream, honey	4	8995760	709417810	1.27
4	saffron and other spices	910	1409249	328175814	0.43
5	almond	8021	627420	43020130	1.46
6	Essence of licorice and other plant essences	13021	532177	51586830	1.03
7	grapes	8062	396038	152709079	0.26
8	barberry	8109020	285520	1650153	17.30
9	other oil seeds	120	174230	29069369	0.60
10	flower and buds for bunch of flowers	6	167512	22683017	0.74
11	Edible vegetables and certain roots and tubers	7	123196	633911194	0.02
12	figs	8042	112721	27631550	0.41
13	black tea	9024	47730	17679384	0.27
14	walnuts	8023	40000	20664488	0.19
15	asafetida(bitter and sweet)	13019	31075	7257295	0.43



Row	Commodity Description	Tariff N.	Dollar Value Kerman Province	Dollar Value Iran	Province Share Portion of Iran (%)
16	plum and other dried fruits	8134	28657	5611267	0.51
17	henna	14049	15387	16775925	0.09
18	plum and fresh tomato	8094	3000	23025571	0.01
19	hazelnuts	8022	3000	907785	0.33
20	lemon and limes	8055	511	1795420	0.03
21	other citrus	8059	100	133157	0.8
22	onion and Persian shallot	7031	0	39034401	0.00
23	Semi milled Rice, Wholly milled Rice	10063	0	1431759	0.00
24	corn	10059090	0	5953	0.00
25	sunflower seeds	12060	0	1722321	0.00
26	potatoes	7019	0	144334340	0.00



Iran and Kerman Export Chapters in Agricultural sector_2018

Row	Commodity Description	Tariff N.	Dollar Value Kerman Province	Dollar Value Iran	Province Share Portion of Iran (%)
1	pistachio	8025	292118777	461881855	63.25
2	Dates	8041	12019702	338348335	3.55
3	milk, dough, yoghurt, cream, honey	4	4604990	615659555	0.75
4	figs	8042	1285330	33611807	3.82
5	asafetida(bitter and sweet)	13019	1150390	6310644	18.23
6	almond	8021	816168	17559015	4.65
7	flower and buds for bunch of flowers	6	456607	51220575	0.89
8	Edible vegetables and certain roots and tubers	7	156974	1074662078	0.01
9	grapes	8062	129771	152937903	0.08
10	plum and other dried fruits	8134	93044	6487676	1.43
11	barberry	8109020	42744	970824	4.40
12	lemon and limes	8055	22735	8474193.202	0.27
13	Semi milled Rice, Wholly milled Rice	10063	21453	3515816	0.61
14	other oil seeds	120	10848	6678318	0.16
15	hazelnuts	8022	6000	365500	1.64




Row	Commodity Description	Tariff N.	Dollar Value Kerman Province	Dollar Value Iran	Province Share Portion of Iran (%)
16	henna	14049	2673	14845250	0.51
17	black tea	9024	0	16125699	0.00
18	Essence of licorice and other plant essences	13021	0	44857770	0.00
19	onion and Persian shallot	7031	0	124781566	0.00
20	plum and fresh tomato	8094	0	16862720	0.00
21	saffron and other spices	910	0	353703248	0.00
22	corn	10059090	0	18600	0.00
23	sunflower seeds	12060	0	927617	0.00
24	potatoes	7019	0	202913866	0.00
25	walnuts	8023	0	7728068	0.00
26	other citrus	8059	0	159055	0.00



References

- 1- Plan and Budget organization, yearly statistics book
- 2- A report of contribution to cultivated production in 2016-2015, Agricultural ministry, published year: Aug., 2016
- 3- Agricultural statistics book, 3 ,2015rd edition, horticultural products, published year: 2016
- 4- Agricultural statistics book, 2 ,2015rd edition, published year: 2016



Jomhori Eslami Blvd., Kerman/ Iran

Tel: +98-3432458394, Fax: +98-3432471841

Email: market.development94@gmail.com - pr@kermanchamber.com

Website: www.otagh-bazargani.com